



PORSCHE



The new Panamera

Drive defines us



Panamera Turbo S Sport Turismo in Papaya Metallic,
21-inch 911 Turbo Design wheels II

The models featured in this publication are approved for road use in Germany. Some items of equipment are available as extra-cost options only. The availability of models and options may vary from market to market due to local restrictions and regulations. For information on standard and optional equipment, please consult your Porsche Centre. All information regarding construction, features, design, performance, dimensions, weight, fuel consumption and running costs is correct to the best of our knowledge at the time of going to print (08/2020). Porsche reserves the right to alter specifications, equipment and delivery scopes without prior notice. Colours may differ from those illustrated. Errors and omissions excepted. More information and a copy of the disclaimer in various languages is available at www.porsche.com/disclaimer

For fuel consumption, CO₂ emissions, electricity consumption and efficiency class, please refer to page 34 onwards.



إن الطرازات الميينة في هذا الكتيب معتمدة للسير على الطرقات في السوق الألمانية، ولا تتوفر بعض التجهيزات إلا كخيارات مقابل كلفة إضافية. وقد يختلف توفر الطرازات والخيارات بين سوق وأخرى نظراً للقيود والأحكام المحلية. للحصول على معلومات حول التجهيزات القياسية والاختيارية، يُرجى استشارة مركز بورشه الأقرب إليك. إن كل المعلومات المتعلقة بالبنية والميزات والتصميم والأداء والأبعاد والوزن واستهلاك الوقود وكلفة التشغيل هي صحيحة في وقت الطباعة (2020/08). وتحفظ بورشه بحق إجراء تعديلات على المواصفات والتجهيزات ومُهل التسليم بدون إشعار مسبق. قد تختلف الألوان عن تلك الميينة. السهو والخطأ جائزان في حال حدوثهما. للاطلاع على نصوص إخلاء المسؤولية باللغات الأخرى، يرجى زيارة www.porsche.com/disclaimer

Die dargestellten Fahrzeugmodelle zeigen die Ausstattung für die Bundesrepublik Deutschland. Sie enthalten zum Beispiel auch Individualausstattungen, die nicht zum serienmäßigen Lieferumfang gehören und nur gegen Aufpreis erhältlich sind. In verschiedenen Ländern sind aufgrund länderspezifischer Bestimmungen und Auflagen nicht alle Modelle bzw. Ausstattungen verfügbar. Bitte informieren Sie sich über den genauen Ausstattungsumfang bei Ihrem Porsche Zentrum/Händler oder Ihrem Importeur. Die Angaben über Konstruktion, Lieferumfang, Aussehen, Leistung, Maße, Gewicht, Kraftstoffverbrauch und Betriebskosten entsprechen dem Kenntnisstand zum Zeitpunkt der Drucklegung (08/2020). Änderungen von Konstruktion, Ausstattung und Lieferumfang sowie Abweichungen im Farbton und Irrtümer bleiben vorbehalten. Weitere Informationen sowie den Disclaimer in Landessprache finden Sie auf www.porsche.com/disclaimer

ამ პუბლიკაციაში წარდგენილი მოდელიები დამტკიცებულია გერმანიის გზებზე გამოყენებისთვის. აღჭურვილობის ზოგიერთი ელემენტი მხოლოდ დამატებითი ხარჯებით არის ხელმისაწვდომი. მოდელიების და ოფციების ხელმისაწვდომობა შეიძლება იცვლებოდეს სხვადასხვა ბაზარზე ადგილობრივი შეზღუდვებიდან და რეგულიაციებიდან გამომდინარე. სტანდარტული და დამატებითი აღჭურვილობის შესახებ ინფორმაციის მისაღებად დაუკავშირდით თქვენს პორშეს ცენტრს. ინფორმაცია რომელიც ეხება კონტრუქციას, ფუნქციებს, დიზაინს, დახასიათებებს, გაბარიტებს, წონას, სანვავის მოხმარებას და საექსპლუატაციო ხარჯებს სწორია, რამდენადაც ჩვენთვის ცნობილია, დაბეჭდვის მომენტისთვის (08/2020). პორშე იტოვებს უფლებას შეცვალოს სპეციფიკაციები, აღჭურვილობა და მიწოდების პირობები წინასწარი შეტყობინების გარეშე. ფერები შეიძლება განსხვავდებოდეს ნაჩვენებისგან. შეცდომები და გამორჩენა გამორიცხულია. ყველა ენაზე პასუხისმგებლობების უარყოფების ნახვისთვის, გთხოვთ მიმართოთ www.porsche.com/disclaimer

Modeli, ki so predstavljeni v tej publikaciji, so odobreni za uporabo v cestnem prometu v Nemčiji. Nekateri deli opreme so na voljo le za doplačilo. Zaradi lokalnih omejitev in predpisov se lahko razpoložljivost modelov in možnosti razlikuje glede na trg. Za informacije o standardni in dodatni opremi se obrnite na najbližji center Porsche. Vsi podatki o izdelavi, lastnostih, obliki, delovanju, dimenzijah, teži, porabi goriva in tekočih stroških so bili ob tiskanju te publikacije (08/2020) po našem prepričanju točni. Družba Porsche si pridržuje pravico, da brez predhodnega obvestila spremeni značilnosti ter obseg opreme in dobave. Barve se lahko razlikujejo od barv na slikah. Pridržujemo si pravico do napak in izpustitev. Za izjavo o omejitvi odgovornosti v drugih jezikih obiščite spletno stran www.porsche.com/disclaimer

Los modelos de automóviles mostrados en esta publicación están homologados para su circulación en la República Federal Alemana. La disponibilidad de los modelos, así como el equipamiento ofertado puede variar de un país a otro debido a razones legales y/o regulaciones de carácter local. Para obtener información sobre los modelos y el equipamiento estándar y/u opcional disponible en su país, consulte en su Centro Oficial Porsche. Toda la información relacionada con la fabricación, características, diseño, prestaciones, dimensiones, peso, consumo de combustible y costes de mantenimiento de los automóviles mostrados responden a los datos actualizados en la fecha de impresión del presente documento (08/2020). Porsche se reserva el derecho de realizar modificaciones en las especificaciones, equipamiento y las condiciones de entrega de los automóviles mostrados en esta publicación sin previo aviso. Debido a la técnica de impresión, los colores reales de los automóviles podrían diferir de los mostrados en la presente publicación. Está prohibida la reproducción, en cualquier forma o por cualquier método, de la totalidad o de una parte de esta publicación sin la autorización por escrito de Dr. Ing. h.c. F. Porsche AG. Para acceder a esta publicación en otros idiomas, por favor consulte: www.porsche.com/disclaimer

Các dòng xe mô tả trong ấn phẩm này được phê duyệt sử dụng trên đường tại CHLB Đức. Một số trang thiết bị là tùy chọn tốn phí. Các dòng xe và tùy chọn có sẵn theo từng thị trường do các hạn chế và quy định tại từng địa phương. Để biết thêm thông tin chi tiết về trang bị tiêu chuẩn và tùy chọn, vui lòng liên hệ Trung Tâm Porsche của bạn. Tất cả thông tin về cấu tạo, đặc tính, thiết kế, hiệu suất, kích thước, trọng lượng, mức tiêu thụ nhiên liệu, và chi phí vận hành đều chính xác hết mức có thể tại thời điểm chuẩn bị in (08/2020). Porsche nắm giữ quyền thay đổi thông số kỹ thuật, trang thiết bị và phạm vi phân phối mà không phải báo trước. Màu sắc thực tế có thể khác biệt so với màu được thể hiện trong ấn phẩm. Lỗi và thiếu sót được miễn trừ. Vui lòng truy cập www.porsche.com/disclaimer để biết thêm thông tin chi tiết về việc miễn trừ trách nhiệm theo từng ngôn ngữ.

Os modelos de veículos ilustrados mostram o equipamento para a República Federal da Alemanha. Eles também incluem, p. ex., equipamentos individuais que não fazem parte do fornecimento de série e que estão disponíveis somente com um custo adicional. Devido a determinações e normas específicas dos países, nem todos os modelos ou equipamentos estão disponíveis em diversos países. Informe-se sobre o exato fornecimento no seu Porsche Center/na sua Concessionária Porsche ou no seu importador. Os dados sobre a estrutura, o fornecimento, a aparência, potência, as medidas, o peso, consumo de combustível e os custos de operação correspondem ao estado de conhecimento no momento da impressão (08/2020). Reserva-se o direito de alterações na estrutura, no equipamento e fornecimento, bem como diferenças na cor. Sujeito a erros. O aviso legal em todos os idiomas pode ser encontrado em www.porsche.com/disclaimer

本型錄所列之車型配備為德國市場的標準規格，部份所列配備為必需額外付費的選配項目，由於各國家地區法令與規定有所不同，因此並非所有車型與配備均有銷售，您可逕向您當地的保時捷展示中心／經銷商洽詢當地銷售車款及選用配備的詳情；有關結構、交付範圍、外觀、性能、尺寸、重量、油耗及維修成本的資訊在本型錄印刷時(2020年08月)為正確無誤，保時捷保留逕行更動結構、配備、交付範圍及其他產品資訊之權利，實際顏色與本型錄所示的顏色或許會有些許差異，保時捷不承擔本型錄內容之錯誤或疏失責任。上述免責聲明的各種語言版本請詳見下列網址：www.porsche.com/disclaimer
本型錄所標示之油耗測試值係在保時捷實驗室內，依相關試驗標準於車體動力計上測得，實際道路行駛時，因受天候、路況、載重、使用空調系統、駕駛習慣及車輛維護保養等因素影響，其實際耗油量常高於測試值；台灣經濟部能源局測試值請上網搜尋經濟部能源局網站。

Imağun Porsche 911 Carrera S (2011) în diferite culori, realizate în anul 2010

Imağun Porsche Carrera GT (2004) în diferite culori, realizate în anul 2003

Imağun Porsche Carrera GT (2004) în diferite culori, realizate în anul 2003

Imağun Porsche Carrera GT (2004) în diferite culori, realizate în anul 2003

Imağun Porsche Carrera GT (2004) în diferite culori, realizate în anul 2003

Les modèles photographiés dans la présente documentation (caractéristiques et équipements) sont ceux du marché allemand et correspondent aux normes applicables en Allemagne. Ils comportent par exemple des équipements optionnels avec supplément de prix, et certaines versions ou options ne sont pas disponibles dans tous les pays. Pour tout renseignement sur la disponibilité des options et le programme de livraison définitif, veuillez contacter un des Centres Porsche du Réseau Officiel. Les informations fournies ici sur la conception, la livraison, l'aspect extérieur des véhicules, les performances, les dimensions, le poids, les consommations de carburant ainsi que les frais de fonctionnement et d'entretien sont celles disponibles au moment de l'impression (08/2020). Sous réserve de toute modification dans la conception, l'équipement et le programme de livraison, de toute variation de teintes et de matériaux, ainsi que de toute erreur ou omission. Vous trouverez cette clause de non-responsabilité dans toutes les langues à l'adresse www.porsche.com/disclaimer

Imağun Porsche Carrera GT (2004) în diferite culori, realizate în anul 2003

Imağun Porsche Carrera GT (2004) în diferite culori, realizate în anul 2003

Le vetture raffigurate in queste pagine mostrano gli equipaggiamenti previsti per la Germania. Esse sono parzialmente dotate di equipaggiamenti personalizzati che non fanno parte della dotazione di serie e che vengono forniti con sovrapprezzo. In alcuni Paesi non sono disponibili tutti i modelli e tutti gli equipaggiamenti a causa di vincoli e disposizioni di legge. Per ulteriori informazioni sui modelli e sulla precisa dotazione puoi rivolgerti al tuo Centro Porsche. I dati relativi a costruzione, equipaggiamento, forma, prestazioni, dimensioni, peso, consumi e costi di manutenzione delle vetture sono aggiornati al momento della stampa (08/2020). Con riserva di modifiche alla costruzione, all'entità della forniture e degli equipaggiamenti come pure alla tonalità dei colori. Salvo errori e omissioni. All'indirizzo www.porsche.com/disclaimer è disponibile la dichiarazione di non responsabilità in tutte le lingue.

Imağun Porsche Carrera GT (2004) în diferite culori, realizate în anul 2003

このカタログに使用されている写真および記載の諸元、寸法、仕様等は2020年08月時点のものであり、日本に導入される車両と一部異なる場合があります。またオプション装備品は、日本に導入されないものも含まれます。また、仕様および装備は予告なく変更する場合があります。掲載の写真等の色は実際と異なる場合があります。詳しい装備や仕様については、ボルシェ正規販売店までお問い合わせください。

Imağun Porsche Carrera GT (2004) în diferite culori, realizate în anul 2003

Modeli prikazani u ovom izdanju odobreni su za upotrebu na cestama u Njemačkoj. Neki dijelovi opreme dostupni su samo uz dodatnu nadoplatu. Dostupnost modela i mogućnosti može se za različita tržišta razlikovati uslijed lokalnih ograničenja i propisa. Za informacije o standardnoj i dodatnoj opremi obratite se svome Porsche centru. Svi podaci o konstrukciji, značajkama, dizajnu, performansama, dimenzijama, masi, potrošnji goriva i troškovima održavanja prema našim su saznanjima točni u trenutku odlaska u tisak (08/2020). Porsche zadržava pravo na izmjenu specifikacija, opreme i opsega isporuke bez prethodne obavijesti. Boje se mogu razlikovati od prikazanih. Pogreške i propusti isključeni. Izjavu o ograničenju odgovornosti na svim jezicima potražite na adresi www.porsche.com/disclaimer

Imağun Porsche Carrera GT (2004) în diferite culori, realizate în anul 2003

Šiame leidinyje pateikti modeliai yra patvirtinti naudoti keliuose Vokietijoje. Kai kurios įrangos dalys yra prieinamos tik papildomai apmokant. Dėl vietinių apribojimų ir taisyklių galimi modeliai ir pasirinkimai gali skirtis priklausomai nuo rinkos. Norėdami sužinoti apie standartinę ir papildomą įrangą, kreipkitės į savo „Porsche“ centrą. Visa informacija apie konstrukciją, savybes, dizainą, eksploatacines savybes, matmenis, svorį, degalų sąnaudas ir eksploatacines išlaidas yra teisinga, kiek mums žinoma, ją ruošiant spausdinti (08/2020). „Porsche“ pasilieka teisę be išankstinio įspėjimo keisti specifikacijas, įrangą ir pristatymo apimtis. Spalvos gali skirtis nuo pateiktų iliustracijose. Išimtos klaidos ir praleidimai. Atsakomybės apribojimas visomis kalbomis pateikiamas svetainėje www.porsche.com/disclaimer

Imağun Porsche Carrera GT (2004) în diferite culori, realizate în anul 2003

Imağun Porsche Carrera GT (2004) în diferite culori, realizate în anul 2003

Imağun Porsche Carrera GT (2004) în diferite culori, realizate în anul 2003

Imağun Porsche Carrera GT (2004) în diferite culori, realizate în anul 2003

Imağun Porsche Carrera GT (2004) în diferite culori, realizate în anul 2003

Imağun Porsche Carrera GT (2004) în diferite culori, realizate în anul 2003

Imağun Porsche Carrera GT (2004) în diferite culori, realizate în anul 2003

Моделите опишани во ова издание се одобрени за употреба на патишта во Германија. Некои ставки од опремата се достапни само како опции со дополнителен трошок. Достапноста на моделите и опциите може да се разликува во зависност од пазарот поради локалните ограничувања и прописи. За информации околу стандардната и изборната опрема, советувајте се со Porsche центарот. Сите информации во врска со конструкцијата, функциите, дизајнот, перформансите, димензиите, тежината, потрошувачката на гориво и трошоците за одржување се точни според нашите најдобри сознанија во времето на печатењето (08/2020). Porsche го задржува правото да ги измени спецификациите, опремата и опсезите на испорака без претходно известување. Боите може да се разликуваат од тие на сликите. Грешките и пропустите се исклучени. За одрекувањето од одговорност на сите јазици, погледнете во www.porsche.com/disclaimer

Imağun Porsche Carrera GT (2004) în diferite culori, realizate în anul 2003

Imağun Porsche Carrera GT (2004) în diferite culori, realizate în anul 2003

Imağun Porsche Carrera GT (2004) în diferite culori, realizate în anul 2003

Imağun Porsche Carrera GT (2004) în diferite culori, realizate în anul 2003

Imağun Porsche Carrera GT (2004) în diferite culori, realizate în anul 2003

Imağun Porsche Carrera GT (2004) în diferite culori, realizate în anul 2003

Imağun Porsche Carrera GT (2004) în diferite culori, realizate în anul 2003

Modely uvedené v tejto publikácii sú schválené pre premávku na cestných komunikáciách v Nemecku. Niektoré položky výbavy sú k dispozícii iba za príplatok. Dostupnosť modelov a prvkov výbavy sa môže v jednotlivých krajinách líšiť z dôvodu miestnych obmedzení a nariadení. Pre viac informácií o štandardnej a doplnkovej výbave sa obráťte na vaše Porsche Centrum. Všetky informácie týkajúce sa konštrukcie, funkcií, dizajnu, výkonnosti, rozmerov, hmotností, spotreby paliva a prevádzkových nákladov sú podľa našich najlepších znalostí správne v čase odoslania do tlače (08/2020). Spoločnosť Porsche si vyhradzuje právo na zmeny špecifikácií, výbavy a dodania bez predchádzajúceho upozornenia, takisto aj právo na chyby a odchýlky. Farby sa môžu líšiť od tých, ktoré sú vyobrazené. Dokument Zrieknutie sa zodpovednosti v požadovanom jazyku si môžete pozrieť na adrese www.porsche.com/disclaimer

Imağun Porsche Carrera GT (2004) în diferite culori, realizate în anul 2003

Imağun Porsche Carrera GT (2004) în diferite culori, realizate în anul 2003

Modelele din această publicație sunt omologate pentru șoselele din Germania. Unele echipamente sunt disponibile doar opțional, contra cost. Disponibilitatea modelelor și opțiunile pot varia de la piață la piață din cauza restricțiilor și reglementărilor locale. Pentru informații privind echipamentele standard și cele opționale, consultați Centrul dvs. Porsche. Toate informațiile privind construcția, caracteristicile, designul, performanțele, dimensiunile, greutatea, consumul de combustibil și costurile de funcționare sunt corecte la momentul tipăririi (08/2020). Porsche își rezervă dreptul de a modifica specificațiile, echipamentele și termenele de livrare fără notificare prealabilă. Culoarele pot fi diferite de cele ilustrate. Erorile și omisiunile sunt exceptate. Pentru precizări legale în fiecare limbă, consultați www.porsche.com/disclaimer

Imağun Porsche Carrera GT (2004) în diferite culori, realizate în anul 2003

Imağun Porsche Carrera GT (2004) în diferite culori, realizate în anul 2003

Bu katalogta yer alan modeller Almanya'daki sürüş koşullarına göre test edilerek onaylanmıştır. Bazı donanımlar ekstra ücrete tabi opsiyonel seçenekler olarak sunulmaktadır. Mevcut modeller ve donanım seçenekleri, yerel sınırlamalar ve düzenlemelere bağlı olarak ülkeler arasında farklılık gösterebilir. Standart ve opsiyonel donanımlara ilişkin bilgi için lütfen Porsche Merkezleri ile iletişim kurun. Tüketim, özellikler, tasarım, performans, boyutlar, ağırlık, yakıt tüketimi ve bakım masrafları ile ilgili tüm bilgiler, bu katalogun basıldığı tarihteki bilgiler ile hazırlanmıştır (08/2020). Porsche, önceden bildirimde bulunmaksızın spesifikasyonları, donanım özelliklerini ve teslimat kapsamını değiştirme hakkını saklı tutar. Hata ve ihmaller hariç, renkler resimlerde görülen renklenden farklılık gösterebilir. Her dildeki yasal bildiri için lütfen www.porsche.com/disclaimer adresini ziyaret edin.

^[1] Modelle — 366



Drive defines us.

Ideas change the world. If you keep pushing them. With great consistency. The next step? Always the most important. Because we believe that more and more is possible. That each detail can make the difference.

That's why we believe in the dreamers out there. In the doers and re-doers. Those who constantly challenge the status quo as much as they challenge themselves. Who fight against the 'what-if'. Those who go their own way. Because you never achieve progress taking the easy route. We believe in the power of an idea. And in those who turn it into reality.

And we know that we are not alone.

The new Panamera.
Drive defines us.



Panamera Turbo S in GT Silver Metallic,
21-inch 911 Turbo Design wheels II

The only thing we do not consider in development: compromise.

Can a vision be logical? Is it even allowed to be? Probably not. We believe that the more visionary an idea at the start, the more exciting it is at the end. Then it's worth fighting for.

That was the case with the Panamera. A sports car for four? With impressive performance and great comfort? With the dynamism typical of Porsche and simultaneously high efficiency? Many said it was impossible. Others called it courageous.

With the Panamera, we consistently went our own way, always stayed true to our roots – and have thus injected the typical Porsche DNA into the luxury saloon segment. With the new Panamera, we are now pursuing this path just as consistently.

The design of the new Panamera models was carefully refined. The Panamera 4S E-Hybrid is a new member of the family with a significantly increased electric range and a newly coordinated operating strategy.

A special feature that highlights the sports car nature of the new Panamera GTS models is the naturally aspirated engine character of the 4.0-litre twin-turbo V8 engine with a linear unleashing of power.

Thanks to an in-depth revision of the engine and standard interior, the Panamera Turbo has become the new Panamera Turbo S.

1 Panamera 4S E-Hybrid in Carrara White Metallic, 20-inch Panamera Style wheels

For fuel consumption, CO₂ emissions, electricity consumption and efficiency class, please refer to page 34 onwards.



1



1



2

The newly tuned chassis and a new 20 and 21-inch tyre generation perceptibly intensify the driving experience.

A variety of assistance systems make it safer and more relaxing. And Porsche Connect links all Panamera models to the digital possibilities of today – and tomorrow.

1 Panamera 4S E-Hybrid Sport Turismo in Carrara White Metallic, 21-inch Exclusive Design wheels painted in black (high-gloss)
2 Panamera Turbo S Sport Turismo in Papaya Metallic, 21-inch 911 Turbo Design wheels II



In the form of its life.
Or yours.

We asked ourselves one question early on: should a sporty saloon really look like a saloon? The new Panamera answers this question once more with an unequivocal no. Three times.

Whether Panamera, Panamera Executive or Panamera Sport Turismo – the silhouette and proportions are unmistakably Porsche. Athletic, streamlined, with clear contours and powerful muscles.

While the Panamera Sport Turismo models offer even more space for everything that life demands, the Panamera Executive models combine sporty driving and comfortable working in the rear, thanks to a 15cm longer body.

- 1 Panamera 4S E-Hybrid in Carrara White Metallic, 20-inch Panamera Style wheels, Panamera Turbo S Sport Turismo in Papaya Metallic, 21-inch 911 Turbo Design wheels II
- 2 Panamera 4 Executive in Night Blue Metallic, 21-inch Panamera SportDesign wheels



Panamera models

- **Panamera, Panamera 4**
2.9-litre twin-turbo V6 engine, 243kW (330PS)
- **Panamera 4S E-Hybrid**
2.9-litre twin-turbo V6 engine: 324kW (440PS), electric motor: 100kW (136PS), system power: 412kW (560PS)
- **Panamera GTS**
4.0-litre twin-turbo V8 engine, 353kW (480PS)
- **Panamera Turbo S**
4.0-litre twin-turbo V8 engine, 463kW (630PS)

For fuel consumption, CO₂ emissions, electricity consumption and efficiency class, please refer to page 34 onwards.



Panamera Turbo S in GT Silver Metallic,
21-inch 911 Turbo Design wheels II



Panamera 4 Executive in Night Blue Metallic, 21-inch Panamera SportDesign wheels

Panamera Executive models

- **Panamera 4 Executive**
2.9-litre twin-turbo V6 engine, 243kW (330PS)
- **Panamera 4S E-Hybrid Executive**
2.9-litre twin-turbo V6 engine: 324kW (440PS), electric motor: 100kW (136PS), system power: 412kW (560PS)
- **Panamera Turbo S Executive**
4.0-litre twin-turbo V8 engine, 463kW (630PS)

For fuel consumption, CO₂ emissions, electricity consumption and efficiency class, please refer to page 34 onwards.



Panamera 4S E-Hybrid Sport Turismo in Carrara White Metallic,
21-inch Exclusive Design wheels painted in black (high-gloss)

Panamera Sport Turismo models

- **Panamera 4 Sport Turismo**
2.9-litre twin-turbo V6 engine, 243kW (330PS)
- **Panamera 4S E-Hybrid Sport Turismo**
2.9-litre twin-turbo V6 engine: 324kW (440PS), electric motor: 100kW (136PS), system power: 412kW (560PS)
- **Panamera GTS Sport Turismo**
4.0-litre twin-turbo V8 engine, 353kW (480PS)
- **Panamera Turbo S Sport Turismo**
4.0-litre twin-turbo V8 engine, 463kW (630PS)

For fuel consumption, CO₂ emissions, electricity consumption and efficiency class, please refer to page 34 onwards.

The ideal place to make history. Yours.

Typical of Porsche: the sophisticated sports car ergonomics with ascending centre console, flatter dashboard and the analogue rev counter in the centre of the instrument cluster. The new steering wheel generation, in conjunction with the Porsche Advanced Cockpit control concept, offers quick access to the most important functions.

In the driver's seat, everything is focused on you and your next destination. And how you can get there as sportily as possible.

Meanwhile, relaxed serenity reigns in the rear. Thanks to the generous space for family, friends or colleagues. And behind? A large luggage compartment under the wide opening tailgate. Folding rear seat backrests allow larger objects to be transported too. That may not be typical of a sports car, but it is typical of the Panamera.

Everything else? You decide. Seat variants, leather or two-tone combination interiors? Fine woods, aluminium or carbon? More

sporty? More luxurious? Both? The personalisation options are almost limitless. So you can let your creativity run wild and go your very own way. As usual.

—
Panamera 4S E-Hybrid with two-tone leather interior in black/Bordeaux Red, carbon interior package, comfort seats (14-way) for the front





We'll help you reach your destination.

You know exactly what you want. You have a clear destination in sight. But let's be honest: you wouldn't object to a little support on your way.

Which is why all new Panamera models are equipped with a variety of assistance systems to help you always keep your destination in sight. Or reach it.

Porsche InnoDrive, for example, expands the adaptive cruise control with additional innovative functions and makes your trip in the new Panamera more sporty, more comfortable, more efficient and safer.

The Head-Up Display projects all relevant vehicle information directly in your field of vision, while Lane Change Assist warns you of objects in the blind spot. The Lane Keeping Assist including traffic sign recognition is fitted as standard in the new Panamera and supports you during longer journeys.

So you reach your destination safely and relaxed – wherever you are going.

So much space!

Luggage compartment.

The luggage compartment of the Panamera and Panamera Executive models offers you a volume of up to 495 litres depending on the model (E-Hybrid models up to 403 litres) and up to 515 litres in the Panamera Sport Turismo models.

The loading edge is lower in the Sport Turismo models, making it easier to load bulky and heavy objects in particular.

With the rear seats folded down, a loading volume of even up to 1,483 litres is possible, depending on the model (E-Hybrid models up to 1,391 litres).

Exact values for the individual models can be found from page 36 onwards.

The large, automatic tailgate with individually adjustable opening height is standard in all models. It opens and closes conveniently at the push of a button.

The loadspace management system, a variable system for the secure transport of items in the luggage compartment, is available on request. It includes two attachment rails integrated into the luggage compartment floor, four lashing eyelets and, in the Sport Turismo models, a loadspace partition net.

For the Panamera Sport Turismo models, a 230V socket is also available in the luggage compartment as an option, which can be used to power devices rated up to 150W.



Porsche Exclusive Manufaktur.

Our wealth of experience goes back a long way. Since the very beginning, we at Porsche have been dedicated to realising customer wishes. Known until 1986 as the Porsche Sonderwunschprogramm, then Porsche Exclusive – and now Porsche Exclusive Manufaktur.

We love what we do. We love our work. Every seam, every square inch of leather, and every single other fine detail receives the same devotion. We transfer our experience and passion together with your inspiration to the car – and that's how we bring dreams to life. Directly from the factory.



None of this would be possible without originality, enthusiasm and attention to detail, beginning as early as the consultation stage. That's because we keep in mind one thing above all else: your particular wishes and requirements, turning 'a' Porsche into 'your' Porsche.

And how do we turn your dreams into reality? With composure and meticulous care, by means of precision handcrafting and the use of exquisite materials such as leather and carbon. Added value is achieved through dedication and finesse. Or to put it another way: the intersecting of sporty performance, comfort, design and your personal taste. A Porsche with your signature touch.



We offer a wide range of personalisation options. With visual and technical enhancements. For the interior and exterior. From a single alteration to extensive modifications. Your inspiration is our passion.

Be inspired by our examples on the following pages and visit www.porsche.com/exclusive-manufaktur to learn everything you need to know about configuring this extraordinary vehicle.



Your inspiration.
Our passion.

Of course, you can do everything as usual.
But why should you?

Panamera Turbo S in Papaya Metallic.

1



2



3



4

A configuration example from the Porsche Exclusive Manufaktur.

- 1 Carbon SportDesign package, tinted LED main headlights with matrix beam including PDLS Plus, 21-inch Panamera SportDesign wheels painted in Jet Black Metallic, air outlet trims in carbon, exterior mirrors painted in black (high-gloss), model designation in black on doors, door handles painted in black (high-gloss)
- 2 Exclusive Design taillights, 'PORSCHE' logo painted in black (high gloss), sports exhaust system including sports tailpipes in black
- 3 Door sill guards in carbon, illuminated in conjunction with inner door sill guards in leather
- 4 Interior trim package with decorative stitching and seat centres in leather in contrasting orange colour, steering column casing and instrument surround in leather, heated GT sports steering wheel with carbon steering wheel trim, Sport Chrono stopwatch and rev counter in white, Exclusive Design gear selector, storage compartment lid in leather with Porsche Crest, dashboard trim package in leather

Exterior colours.

Solid colours.



White



Black

Metallic colours.



Carrara White Metallic



Jet Black Metallic



Volcano Grey Metallic



Dolomite Silver Metallic



Mahogany Metallic

Metallic colours.



Mamba Green Metallic



Night Blue Metallic



Gentian Blue Metallic



Cherry Metallic



Truffle Brown Metallic

Special colours.



GT Silver Metallic



Amethyst Metallic



Papaya Metallic



Carmine Red



Crayon

Visit www.porsche.com to access the Porsche Car Configurator and learn more about Fascination Porsche.

Interior colours.

Standard interior colours Dashboard/trim/seats.



Black
(roof lining: black, carpet: black)



Agate Grey
(roof lining: Agate Grey, carpet: Agate Grey)

Standard interior colours Partial leather interior Dashboard/trim/seats.




Black and Luxor Beige
(roof lining: Luxor Beige, carpet: black)


Standard interior colour Leather interior Dashboard/trim/seats.



Black
(roof lining: black, carpet: black)




Agate Grey
(roof lining: Agate Grey, carpet: Agate Grey)



Saddle Brown
(roof lining: black, carpet: Saddle Brown)

Standard interior colour Leather interior Dashboard/trim/seats.




Marsala
(roof lining: black, carpet: Marsala)



Black and Luxor Beige
(roof lining: Luxor Beige, carpet: black)



Black and Bordeaux Red
(roof lining: black, carpet: black)



Black and Saddle Brown
(roof lining: black, carpet: black)



Black and Crayon
(roof lining: Crayon, carpet: black)



Saddle Brown and Luxor Beige
(roof lining: Luxor Beige, carpet: Saddle Brown)



Marsala and Cream
(roof lining: Cream, carpet: Marsala)

Club leather.



Cohiba Brown
(roof lining: Cohiba Brown, carpet: Cohiba Brown)



Truffle Brown
(roof lining: Truffle Brown, carpet: Truffle Brown)




Black and Saddle Brown
(roof lining: black, carpet: black)

Trim.




Black (high-gloss)




Brushed aluminium



Brushed aluminium in black



Carbon (high-gloss)



Dark walnut¹⁾




Anthracite Abachi¹⁾



Amber¹⁾



Grey Paldao¹⁾ *Porsche Exclusive Manufaktur*




Leather *Porsche Exclusive Manufaktur*



Painted *Porsche Exclusive Manufaktur*

¹⁾ Since wood is a natural product, there may be variations in colour and grain.

Wheels.



- 1 21-inch Panamera Exclusive Design sports wheel
- 2 19-inch Panamera wheel
- 3 19-inch Panamera S wheel
- 4 20-inch Panamera Turbo wheel
- 5 20-inch Panamera Design wheel
- 6 20-inch Panamera Style wheel
- 7 21-inch Panamera SportDesign wheel
- 8 21-inch 911 Turbo Design wheel
- 9 21-inch 911 Turbo Design wheel II
- 10 21-inch Panamera Exclusive Design wheel

Technical data.

	Panamera	Panamera 4 • Panamera 4 Executive • Panamera 4 Sport Turismo	Panamera 4S E-Hybrid • Panamera 4S E-Hybrid Executive • Panamera 4S E-Hybrid Sport Turismo		Panamera GTS • Panamera GTS Sport Turismo	Panamera Turbo S • Panamera Turbo S Executive • Panamera Turbo S Sport Turismo
Engine						
Type	V6-Biturbo	V6-Biturbo	V6-Biturbo		V8-Biturbo	V8-Biturbo
Displacement	2,894cm³	2,894cm³	2,894cm³		3,996cm³	3,996cm³
Max. power (DIN) at rpm	243kW (330PS) at 5,400–6,400	243kW (330PS) at 5,400–6,400	412kW (560PS) at 5,750–6,800 (System)		353kW (480PS) at 6,500	463kW (630PS) at 6,000
Max. torque at rpm	450Nm at 1,800–5,000	450Nm at 1,800–5,000	750Nm at 1,400–4,500 (System)		620Nm at 1,800–4,000	820Nm at 2,300–4,500
Performance						
Top speed	270km/h	268km/h • 267km/h • 263km/h	298km/h • 298km/h • 293km/h		300km/h • 292km/h	315km/h • 315km/h • 315km/h
Acceleration 0–100km/h	5.6secs	5.3secs • 5.4secs • 5.3secs	–		–	–
Acceleration 0–100km/h with Launch Control ¹⁾	5.4secs	5.1secs • 5.2secs • 5.1secs	3.7secs • 3.8secs • 3.7secs		3.9secs • 3.9secs	3.1secs • 3.2secs • 3.1secs
Acceleration 0–200km/h	21.9secs	22.1secs • 22.8secs • 22.9secs	–		–	–
Acceleration 0–200km/h with Launch Control ¹⁾	21.6secs	21.8secs • 22.5secs • 22.6secs	13.6secs • 14.1secs • 13.8secs		15.1secs • 15.4secs	11.2secs • 11.5secs • 11.5secs
Fuel consumption/emissions (WLTP)²⁾						
Fuel consumption low, l/100km	16.7–15.2	17.3–16.1 • 17.3–16.5 • 17.3–16.3	–		21.1–20.5 • 21.1–20.6	21.8–20.9 • 21.8–21.3 • 21.8–21.2
Fuel consumption medium, l/100km	11.4–10.6	11.4–10.8 • 11.4–10.9 • 11.4–10.9	–		13.1–12.7 • 13.1–12.7	13.6–13.0 • 13.6–13.3 • 13.6–13.2
Fuel consumption high, l/100km	9.8–8.8	9.8–8.9 • 9.8–9.0 • 9.9–9.1	–		11.2–10.3 • 11.4–10.5	11.1–10.8 • 11.1–10.9 • 11.3–11.0
Fuel consumption extra high, l/100km	10.6–9.4	10.3–9.3 • 10.3–9.5 • 10.6–9.7	–		11.4–10.3 • 11.8–10.7	11.5–11.3 • 11.5–11.3 • 11.7–11.5
Fuel consumption combined, l/100km	11.4–10.2	11.3–10.4 • 11.3–10.6 • 11.5–10.7	2.8–2.2 • 2.9–2.4 • 3.0–2.4		13.1–12.1 • 13.2–12.4	13.2–12.8 • 13.2–12.9 • 13.3–13.0
CO₂ emissions combined in g/km	258–232	257–235 • 257–240 • 260–242	64–51 • 65–54 • 67–55		296–275 • 300–280	298–289 • 299–293 • 302–295
Electricity consumption, combined in kWh/100km	–	–	24.5–22.6 • 24.6–23.0 • 24.9–23.1		–	–
Particulate filter	Yes	Yes	Yes		Yes	Yes
Emissions standard	Euro 6d-ISC-FCM	Euro 6d-ISC-FCM	Euro 6d-ISC-FCM		Euro 6d-ISC-FCM	Euro 6d-ISC-FCM
Electric Range WLTP City (EAER City) – model range	–	–	49–54km • 48–52km • 49–53km		–	–

	Panamera	Panamera 4 • Panamera 4 Executive • Panamera 4 Sport Turismo	Panamera 4S E-Hybrid • Panamera 4S E-Hybrid Executive • Panamera 4S E-Hybrid Sport Turismo		Panamera GTS • Panamera GTS Sport Turismo	Panamera Turbo S • Panamera Turbo S Executive • Panamera Turbo S Sport Turismo
Engine						
Type	V6-Biturbo	V6-Biturbo	V6-Biturbo		V8-Biturbo	V8-Biturbo
Displacement	2,894cm³	2,894cm³	2,894cm³		3,996cm³	3,996cm³
Max. power (DIN) at rpm	243kW (330PS) at 5,400–6,400	243kW (330PS) at 5,400–6,400	412kW (560PS) at 5,750–6,800 (System)		353kW (480PS) at 6,500	463kW (630PS) at 6,000
Max. torque at rpm	450Nm at 1,800–5,000	450Nm at 1,800–5,000	750Nm at 1,400–4,500 (System)		620Nm at 1,800–4,000	820Nm at 2,300–4,500
Performance						
Top speed	270km/h	268km/h • 267km/h • 263km/h	298km/h • 298km/h • 293km/h		300km/h • 292km/h	315km/h • 315km/h • 315km/h
Acceleration 0–100km/h	5.6secs	5.3secs • 5.4secs • 5.3secs	–		–	–
Acceleration 0–100km/h with Launch Control ¹⁾	5.4secs	5.1secs • 5.2secs • 5.1secs	3.7secs • 3.8secs • 3.7secs		3.9secs • 3.9secs	3.1secs • 3.2secs • 3.1secs
Acceleration 0–200km/h	21.9secs	22.1secs • 22.8secs • 22.9secs	–		–	–
Acceleration 0–200km/h with Launch Control ¹⁾	21.6secs	21.8secs • 22.5secs • 22.6secs	13.6secs • 14.1secs • 13.8secs		15.1secs • 15.4secs	11.2secs • 11.5secs • 11.5secs
Fuel consumption/emissions (WLTP)²⁾						
Fuel consumption low, l/100km	16.7–15.2	17.3–16.1 • 17.3–16.5 • 17.3–16.3	–		21.1–20.5 • 21.1–20.6	21.8–20.9 • 21.8–21.3 • 21.8–21.2
Fuel consumption medium, l/100km	11.4–10.6	11.4–10.8 • 11.4–10.9 • 11.4–10.9	–		13.1–12.7 • 13.1–12.7	13.6–13.0 • 13.6–13.3 • 13.6–13.2
Fuel consumption high, l/100km	9.8–8.8	9.8–8.9 • 9.8–9.0 • 9.9–9.1	–		11.2–10.3 • 11.4–10.5	11.1–10.8 • 11.1–10.9 • 11.3–11.0
Fuel consumption extra high, l/100km	10.6–9.4	10.3–9.3 • 10.3–9.5 • 10.6–9.7	–		11.4–10.3 • 11.8–10.7	11.5–11.3 • 11.5–11.3 • 11.7–11.5
Fuel consumption combined, l/100km	11.4–10.2	11.3–10.4 • 11.3–10.6 • 11.5–10.7	2.8–2.2 • 2.9–2.4 • 3.0–2.4		13.1–12.1 • 13.2–12.4	13.2–12.8 • 13.2–12.9 • 13.3–13.0
CO₂ emissions combined in g/km	258–232	257–235 • 257–240 • 260–242	64–51 • 65–54 • 67–55		296–275 • 300–280	298–289 • 299–293 • 302–295
Electricity consumption, combined in kWh/100km	–	–	24.5–22.6 • 24.6–23.0 • 24.9–23.1		–	–
Particulate filter	Yes	Yes	Yes		Yes	Yes
Emissions standard	Euro 6d-ISC-FCM	Euro 6d-ISC-FCM	Euro 6d-ISC-FCM		Euro 6d-ISC-FCM	Euro 6d-ISC-FCM
Electric Range WLTP City (EAER City) – model range	–	–	49–54km • 48–52km • 49–53km		–	–

¹⁾ In conjunction with the optional Sport Chrono Package (standard interior in the Panamera 4S E-Hybrid, GTS und Turbo S models).

²⁾ Data determined in accordance with the measurement method required by law. Since 01 September 2018 all new cars are approved in accordance with the Worldwide Harmonized Light Vehicles Test Procedure (WLTP), a more realistic test procedure to measure fuel consumption and CO₂ emissions. You can find more information on WLTP at www.porsche.com/wltp. Fuel economy and CO₂ emission figures are only intended as a means of comparing different types of vehicles tested under the same test cycle. New WLTP homologated vehicles are therefore not directly comparable with any vehicles tested under NEDC. For Plug-in Hybrid Electric Vehicle (PHEV) range and Equivalent All Electric Range (EAER) figures are determined with the battery fully charged, using a combination of both battery power and fuel. Values are provided for comparison only. To the extent that fuel consumption or CO₂ values are given as ranges, these do not relate to a single, individual car and do not constitute part of the offer. Extra features and accessories (attachments, tyre formats etc.) can change relevant vehicle parameters such as weight, rolling resistance and aerodynamics which may result in a change in fuel consumption and CO₂ values. Additionally, weather and traffic conditions, as well as individual driving styles, can all affect the actual fuel consumption, electricity consumption, and CO₂ emissions of a car.

Technical data.

	Panamera	Panamera 4 • Panamera 4 Executive • Panamera 4 Sport Turismo	Panamera 4S E-Hybrid • Panamera 4S E-Hybrid Executive • Panamera 4S E-Hybrid Sport Turismo
Chassis			
Brakes	Six-piston aluminium monobloc fixed brake calipers at the front, four-piston aluminium monobloc fixed brake calipers at the rear	Six-piston aluminium monobloc fixed brake calipers at the front, four-piston aluminium monobloc fixed brake calipers at the rear	Six-piston aluminium monobloc fixed brake calipers at the front, four-piston aluminium monobloc fixed brake calipers at the rear
Turning circle	11.9m	11.9m • 12.4m • 11.9m	11.9m • 11.8m • 11.9m
Tyres	Front: 265/45 ZR 19 Rear: 295/40 ZR 19	Front: 265/45 ZR 19 Rear: 295/40 ZR 19	Front: 275/40 ZR 20 Rear: 315/35 ZR 20
Unladen weight			
(DIN)	1,860kg	1,900kg • 2,005kg • 1,930kg	2,225kg • 2,330kg • 2,240kg
(EC) ¹⁾	1,935kg	1,975kg • 2,080kg • 2,005kg	2,300kg • 2,405kg • 2,315kg
Permissible total weight	2,515kg	2,460kg • 2,505kg • 2,585kg	2,750kg • 2,810kg • 2,835kg
Max. payload	655kg	560kg • 500kg • 655kg	525kg • 480kg • 595kg
Dimensions			
Length	5,049mm	5,049mm • 5,199mm • 5,049mm	5,049mm • 5,199mm • 5,049mm
Width (including exterior mirrors)	1,937mm (2,165mm)	1,937mm (2,165mm)	1,937mm (2,165mm)
Height	1,423mm	1,423mm • 1,428mm • 1,428mm	1,423mm • 1,428mm • 1,428mm
Wheelbase	2,950mm	2,950mm • 3,100mm • 2,950mm	2,950mm • 3,100mm • 2,950mm
Luggage compartment volume ²⁾ (German Car Manufacturers Assoc.)/with rear seats folded down	495 litres/1,334 litres	495 litres/1,334 litres • 495 litres/1,483 litres • 515 litres/1,384 litres	403 litres/1,242 litres • 403 litres/1,391 litres • 418 litres/1,287 litres

	Panamera GTS • Panamera GTS Sport Turismo	Panamera Turbo S • Panamera Turbo S Executive • Panamera Turbo S Sport Turismo
Chassis		
Brakes	Six-piston aluminium monobloc fixed brake calipers at the front, four-piston aluminium monobloc fixed brake calipers at the rear	10-piston aluminium monobloc fixed brake calipers at the front, four-piston aluminium monobloc fixed brake calipers at the rear
Turning circle	11.9m • 11.9m	11.4m • 11.8m • 11.4m
Tyres	Front: 275/40 ZR 20 Rear: 315/35 ZR 20	Front: 275/35 ZR 21 Rear: 325/30 ZR 21
Unladen weight		
(DIN)	2,020kg • 2,040kg	2,080kg • 2,185kg • 2,135kg
(EC) ¹⁾	2,095kg • 2,115kg	2,155kg • 2,260kg • 2,210kg
Permissible total weight	2,585kg • 2,700kg	2,585kg • 2,635kg • 2,690kg
Max. payload	565kg • 660kg	505kg • 450kg • 555kg
Dimensions		
Length	5,053mm • 5,049mm	5,049mm • 5,199mm • 5,049mm
Width (including exterior mirrors)	1,937mm (2,165mm)	1,937mm (2,165mm)
Height	1,417mm • 1,422mm	1,427mm • 1,432mm • 1,432mm
Wheelbase	2,950mm • 2,950mm	2,950mm • 3,100mm • 2,950mm
Luggage compartment volume ²⁾ (German Car Manufacturers Assoc.)/with rear seats folded down	495 litres/1,334 litres • 515 litres/1,384 litres	467 litres/1,306 litres • 467 litres/1,455 litres • 487 litres/1,356 litres

1) Weight is calculated in accordance with the relevant EC Directives and is valid for vehicles with standard specification only. Optional equipment increases this figure. The figure given includes 75kg for the driver.

2) The figures given may differ depending on country and equipment.

Tyres table.

Tyre type	Size	Energy efficiency class/ rolling resistance	Wet grip class	External rolling noise ¹⁾ Class	External rolling noise (dB)
Panamera					
Summer tyres	265/45 ZR 19	B	A		71–70
	295/40 ZR 19	B	A		71
	275/40 ZR 20	B	B–A		73–71
	315/35 ZR 20	B	B–A		72–71
	275/35 ZR 21	C	A		73–70
	315/30 ZR 21	C	A		74–71
	325/30 ZR 21	C	A		73–72

For logistical and technical reasons relating to the production process, we are unable to accept orders for a particular make of tyre.
¹⁾ Quiet rolling noise, Moderate rolling noise, Loud rolling noise.

© Dr. Ing. h.c. F. Porsche AG, 2020

All text, images and other information in this catalogue are subject to the copyright of Dr. Ing. h.c. F. Porsche AG.

Any reproduction, duplication or other use is prohibited without the prior written consent of Dr. Ing. h.c. F. Porsche AG.

Dr. Ing. h.c. F. Porsche AG supports the use of paper from sustainable forests. This paper was printed with mineral oil-free inks and is certified in accordance with the strict regulations of the FSC® (Forest Stewardship Council®).

Porsche, the Porsche Crest, Panamera and other marks are registered trademarks of Dr. Ing. h.c. F. Porsche AG.

Dr. Ing. h.c. F. Porsche AG
 Porscheplatz 1
 70435 Stuttgart
 Germany
www.porsche.com

Effective from: 08/2020
 Printed in Germany
 WSLP2101000320 EN/WW



Panamera GTS in Carmine Red